

THE TRAVELS OF THE CHOSEN CHILDREN OF ISRAEL

Lesson 3

GOD'S PROVISION

Scripture Reading: Exodus chapters 15 to 19

MEMORY VERSE: Exodus 16:15 *"...It is manna...this is the bread which the Lord hath given you to eat."*

I. God is a God who meets our needs - Exodus 15:27 to 19:25

A. God sent manna

1. The manna appeared each morning - 16:14
2. The manna must be gathered in the morning - 16:19-21
3. The look and taste of Manna - 16:31
4. For forty years God provided Manna - 16:35

B. God provided water

1. There was no water for the Children of Israel to drink - 17:1-3
2. God told Moses to strike the rock at Horeb - 17:6
3. The result was that water came out

C. God protected the Children of Israel

1. Joshua battled with Amalek in Rephidim - 17:7
2. Moses, Aaron, Hur went to top of Hill to see the battle - 17:8
3. When Moses raised his hands Israel prevailed, when Moses hands were heavy (down) Amalek prevailed- 17:9-12
 - a. Aaron & Hur helped hold up Moses hands
 - b. Moses was strengthened by their help
4. Israel won the battle against Amalek.

II. The result of God's provision

A. Israel came to the Wilderness of Sinai - 19:1

B. God's gave a message to Moses - 19:3

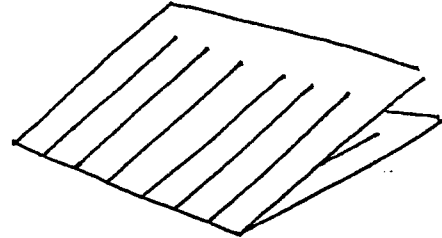
1. Children of Israel are God's personal treasure - 19:5
2. Children of Israel are a holy nation - 19:6

C. Moses was told to sanctify the people - 19:10, 14


D. Moses and Aaron were called up to the mountain to meet God - 19:24

WEAVE A BASKETDIRECTIONS

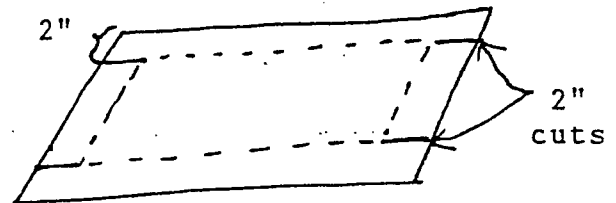
Fold a piece of construction paper in half horizontally. Starting at the fold, draw vertical lines about 1" apart, ending 1" from edge of paper. Cut along lines and open picture flat.



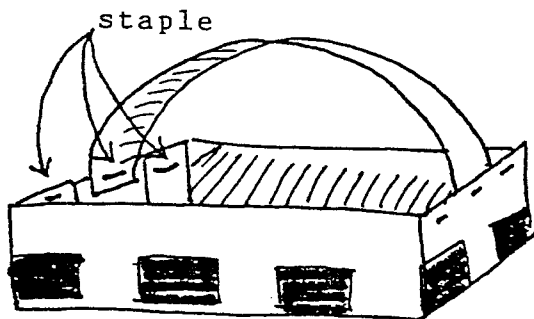
From a contrasting piece of construction paper cut 1" strips, horizontally. Weave each strip into the first paper, one strip at a time, going over- then under- each paper strip. Glue edges in place as you go. Cut overlapping edges when finished.




Make a 2" cut 2" in from the top and bottom of the horizontal end of the woven picture. Do both sides. Fold across from cuts, first horizontally, then vertically.



Turn corner flap to inside of basket and staple. Cut a strip 2" wide, fold in half (for extra strength), and staple to inside edge of basket.

MATERIALS

Construction paper.
yellow and brown
Scissors
Pencil
Glue
Stapler



The Lord sent Manna (a heavenly food) to feed the Israelites in the wilderness for forty years.