

# THE TRAVELS OF THE CHOSEN CHILDREN OF ISRAEL

## Lesson 9

### ***GOD'S PROMISE FULFILLED***

Scripture Reading: Joshua 1:1-11; 3:11, 14-17; 4:1-9, 19-24; 5:11-12; 6:1-26; 14:1-15; 18:1;  
24: 14-31

MEMORY VERSE: Deuteronomy 8:10 *"And you shall eat and be satisfied, and you shall bless Jehovah your God for the good land which He has given to you."*

#### **I. Entering the good land**

- A. Believing God's word - Joshua 1:1-11
- B. Crossing the Jordan - Josh. 3:11, 14-17
- C. Setting up a memorial - Josh. 4:1-9, 19-24
- D. Enjoying the food of the land - Josh. 5:11-12

#### **II. Fighting the battle of Jericho**

- A. The spies were hidden by Rahab - Josh. 2:1-24
- B. The people marched around the city once a day for six days - Josh. 6:1-3, 8-14
  - 1. The people were charged not to make any noise
  - 2. The priests blew the rams horns
- C. The people marched around the city seven times on the seventh day - Josh. 6:15-21, 24, 26
  - 1. After the seventh time, the priests blew the trumpets and the people shouted
  - 2. The city wall fell down and the city was destroyed and cursed
- D. Only Rahab and her family were saved - Josh. 6:17, 22-23, 25

#### **III. Possessing the land**

- A. The land was divided and each tribe received a portion of the land - Josh. 14:1-5
- B. Caleb received a special inheritance - Josh. 14:6-15
- C. The tabernacle was set up at Shiloh - Josh. 18:1
- D. Joshua gave a final charge and example to the people to serve the Lord - Josh. 24:14-31

W O R D S E A R C H

H A E L U W I L D E R N E S S T E N O T  
 L K J C D O G F D G H M A H A R B A B J  
 Q E W R E R D A F C V X B N M J M N B O  
 T A B E R N A C L E N O C H Y U A I K S  
 I O C A Y U T R O E T G F S E A N Z S E  
 I M O T O P L K O K J G H F G D N C V P  
 S I M I Y T G J K S A R A H F G A F H H  
 R T M O Z X C V B N M N L K J H G F D S  
 A A A N Q W E R T Y U O U I O P L K J H  
 E M N N B V C S Z A S A D F C A I N F G  
 L H D J J K L E N O S H O I A Y T R E W  
 Q W M E R T Y S Y U I O P L A Q A Z W H  
 N S E Y C D E O R F V B G T S Y H N M P  
 O J N U A D A M K I O E V E I L P O I E  
 R U T Y T R C E W S D F G H J K L J M S  
 A B S V C X O X Z A S S D F G H J K L O  
 A B E L V C B R A C H E L B N N J J K J

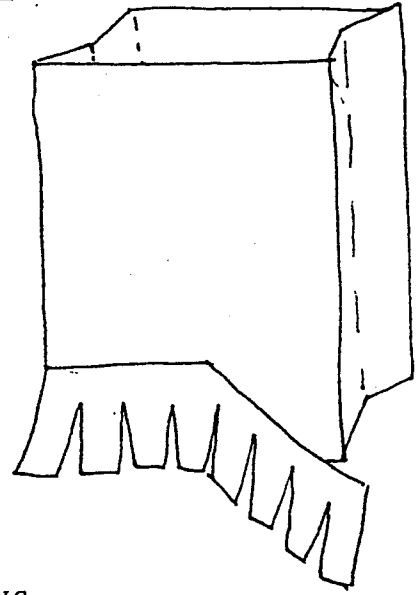
HOW MANY OF THESE WORDS CAN YOU FIND?  
 (Circle the ones you find)

ADAM	ENOSH
CAIN	NOAH
ISAAC	JACOB
JOSHUA	RACHEL
EVE	FLOOD
CREATION	GOD
MANNA	COMMANDMENTS

ENOCH	ABEL
MOSES	ABRAHAM
JOSEPH	AARON
LEAH	SARAH
TABERNACLE	ISRAEL
WILDERNESS	TEN

FRUIT OF THE LAND "PINATA"MATERIALS

Brown paper bag  
 Tissue paper, bright colors  
 String or yarn  
 Hole punch  
 Scissors  
 Glue

DIRECTIONS

Cut tissue into strips 3"-4" wide. Cut strips into a fringe, leaving 1" uncut along the top edge.

Starting at the bottom of the bag, glue the strips around the bottom of the bag. Layer the strips so that the fringe on top covers the glued area of the layer beneath. Layer until the bag is covered.


Cut several long streamers of different colors and glue to the bottom of the bag, so they will hang and flutter.

Cut fruit shapes (apples, oranges, bananas, lemons, grapes, etc.) from tissue. Glue to the ends of some of the fringe.

With the hole punch, make holes around the top of the bag 2" apart. Thread the yarn or string through the holes.


Fill bag with small boxes of raisins, fruit-shaped candy, small bags of nuts, maybe even some small toys. Pull the string securely and knot.

Tie pinata in a tree or high place where it could be hit with sticks (plastic bat works well). Blindfold each person as they take turns trying to break open pinata.



# "WANDER" THROUGH THE MAZE TO FIND THE "GOOD LAND"

START (The Wilderness)



FINISH (The Good Land)